











BEARTRAP® 360

RECHARGEABLE WORK LIGHT WITH ROTATING BODY

- DESCRIPTION:** The BearTrap® 360 is a versatile work light that effectively delivers up to 2,000 lumens of output on any workspace. Its 360° rotating and 270° pivoting body puts light wherever it's needed. Use with spot or flood LEDs (6 total output modes) depending on the application. This light's unique clamp design and integrated magnets allow it to be anchored on any flat, round, or irregular surface. A wire handle is also included to assist in opening the spring-loaded clamp.
- CASE MATERIAL:** Tough thermoplastic construction with elastomer button and grip surfaces.
- DIMENSIONS:** Length: 7.62 in (19.35 cm) Width: 6.5 in (16.51 cm) Thickness: 3.12 in (7.92 cm)
- WEIGHT:** 2 lbs. 5 oz (1049 g)
- LENS:** Gasket-sealed glass lens, Impervious to most common automotive chemicals.
- LIGHT SOURCE:** LED technology, impervious to shock with a 50,000-hour lifetime.
- LIGHT OUTPUT:** See chart. Optimized electronics provide regulated intensity.
- ON/OFF:** Depress the button momentarily to turn the light on in low spot mode (factory default). Each subsequent press will enable medium and high modes. A fourth press of the button will turn the work light off. If there is a pause of two seconds or more between button pushes, the next press of the button will turn the light off.
To access flood mode, turn the light on, then press and hold the button for two seconds. The light will now function in the same manner as spot with low, medium, and high modes. To return to spot mode, repeat the press and hold sequence.
- RUN TIME:** See chart. NOTE: If AC power is available, the light may be used with the charge cord plugged into it for continuous use applications. The battery will charge at a reduced rate.
- BATTERY:** Li-Ion 7.26V, 5200 mAh.
When operating, colored LEDs in the button show battery power remaining. Green, yellow, red, and blinking red indicate when charging is needed.
- CHARGING:** Recharge time is 5.5 hours with the supplied (12V/2A input) AC wall charger.
Button LED indication: Red = Charging, Green = Charged.
- FEATURES:** 360° rotating body.
Pivots 270° in its frame.
Cool white LED technology for extreme brightness.
IPX4-rated design.
1-meter impact resistance tested.
Spring-loaded clamping mechanism.
Continuous run time if plugged in to AC power supply.
Magnetic base.
- WARRANTY:** Streamlight's Limited Lifetime Warranty
- APPROVALS:**  Meets applicable United Kingdom and European Community Directives.
 CEC Compliant.
- OPTIONAL ACCESSORIES:** 12V DC charge cord



	SPOT			FLOOD				
	FL1 STANDARD	HIGH	MEDIUM	LOW	FL1 STANDARD	HIGH	MEDIUM	LOW
OUTPUT		1,000 LUMENS	450 LUMENS	325 LUMENS		2,000 LUMENS	1,000 LUMENS	575 LUMENS
RUN TIME		4h 30min	8h 45min	12h 30min		2h 30min	5h	8h 45min
DISTANCE		174m	120m	100m		69m	52m	38m
INTENSITY		7,500cd	3,600cd	2,500cd		1,200cd	680cd	360cd

All performance claims tested to ANSI/PLATO FL1-2019 Standard