

TEST REPORT NO. 54402



TEST, ENGINEERING AND RESEARCH GROUP, SAN BERNARDINO

Pelican Products, Inc.
23215 Early Avenue
Torrance, CA 90505

Our Job No. T54402
Contract —
Your P.O. No. 46273
Date April 2, 2007

This report contains true and correct data obtained in the performance of the test program set forth in your purchase order. Test methods, results, and equipment used are recorded on these data sheets.

Where applicable, instrumentation used in obtaining this data has been calibrated using standards which are traceable to the National Institute of Standards and Technology.

SUMMARY:

One Case, Part No. 1010 (no serial number), was subjected to Water Ingress Testing in accordance with IEC 60529 (IPx6) and Load Testing in accordance with customer-provided specifications. Complete test details, including photos and equipment lists, and test results are contained in this report.

Test Date: 3/9/07

STATE OF CALIFORNIA }
COUNTY OF SAN BERNARDINO } SS.

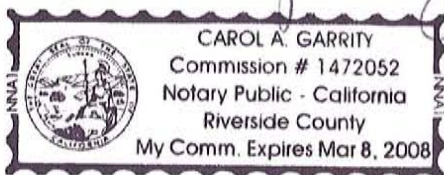
Phillip Knoll

being duly sworn, deposes and says: That the information contained in this report is the result of complete and carefully conducted tests and is to the best of his knowledge true and correct in all respects.

Phillip Knoll

SUBSCRIBED and sworn to before me this 3 day of Apr, 2007 by Phillip Knoll personally known to me or proved to me on the basis of satisfactory evidence to be the person who appeared before me.

Carol Garrity



TEST OPERATIONS

TEST ENGINEER *Michael Knoll* 4/3/07

M. Bovard

DEPT. MANAGER *Phillip Knoll* 4/3/07

P. Knoll

QUALITY ASSURANCE *Gay Montgomery* 4/3/07

G. Montgomery



DATA SHEET

Test Title Water Ingress

Customer	<u>Pelican Products, Inc.</u>	Job No.	<u>T54402</u>
Specimen	<u>Case</u>	Date Started	<u>3/9/2007</u>
Part No.	<u>1010</u>	Serial No.	<u>See Recv. Insp.</u>
Spec.	<u>IEC 60529 (IPx6)</u>	Par.	<u>14.2.6</u>
		Photo	<u>Yes</u>
		Amb. Temp.	<u>15 to 35 °C</u>

Requirements:

No. of Specimens:	One (1)
Temperature:	Ambient
Relative Humidity:	Ambient
Water delivery:	See below
Duration:	See below

Test Method:

Perform a visual inspection of the test item and photograph the test setup. Perform the test by spraying the test item from all practicable directions with a stream of water from a standard test nozzle as shown in figure 6 of IEC 60529.

The test must observe the following conditions:

1. Internal diameter of the nozzle: 12.5 mm
2. Delivery rate: 100 l/min ± 5%
3. Water pressure: Adjusted to achieve the specified delivery rate
4. Core of the substantial stream: Circle of approximately 120 mm diameter at 2.5 m distance from nozzle
5. Test duration: 1 min per every square meter of enclosure surface area likely to be sprayed
6. Minimum test duration: 3 min
7. Distance from nozzle to enclosure surface: Between 2.5 m and 3 m

Upon completion of the test, perform a visual inspection. Inspect for the ingress of water and quantify any amount found. If any water has entered it shall not: be sufficient to interfere with the correct operation of the equipment or impair safety, deposit on insulation parts where it could lead to tracking along the creepage distances, reach live parts or windings not designed to operate when wet, or accumulate near the cable end or enter the cable if any. Ensure any drain holes are working properly. Document all results.

Test Results:

All testing was performed according to the Requirements and Test Method stated above. Upon completion of the test a visual inspection was performed. No visual evidence of damage or water ingress was observed.


Tested By *[Signature]* 3-30-07
 Engineer *[Signature]* 3/30/07



Photograph 1
Water Ingress Test Setup



Photograph 2
Water Ingress Test



*Photograph 3
Water Ingress Test*



*Photograph 4
Water Ingress Test*



*Photograph 5
Water Ingress Post Test*



Photograph 6
Water Ingress Post Test

EQUIPMENT	MANUFACTURER	MODEL #	RANGE	WYLE #	CALIBRATION		ACCY.
					LAST	DUE	
Gauge Pressure	Ashcroft	1279S	60 PSI	W07734	03/09/2007	06/09/2007	2%
Stopwatch	Micronta	Japan	60 Min.	W10185	09/18/2006	03/18/2007	.1 Sec.
Tape Measure	Lufkin	AL725MAG	0 to 25 Feet	W50758	11/13/2006	11/13/2007	Mfg. Spec.
Tapered Fire Nozzle	Flomax	AHBTN150NP	1.5" NPSH to 0.5" Outlet	W50767	* System	Calibration *	Mfg. Spec.

Where applicable, the listed test equipment has been calibrated using standards which are traceable to the National Institute of Science & Technology. Certificates and reports of all calibrations are retained in the Wyle Laboratories QA files and are available for inspection upon request. *Equipment identified as System Calibration are verified prior to use.



DATA SHEET

Test Title Load

Customer	<u>Pelican Products, Inc.</u>	Job No.	<u>T54402</u>
Specimen	<u>Case</u>	Date Started	<u>3/9/2007</u>
Part No.	<u>1010</u>	Serial No.	<u>See Recv. Insp.</u>
Spec.	<u>N/A</u>	Par.	<u>N/A</u>
		Photo	<u>Yes</u>
		Amb. Temp.	<u>15 to 35 °C</u>
		Date Comp.	<u>3/9/2007</u>

Requirements:

No. of Specimens:	One (1)
Temperature:	Ambient
Relative Humidity:	Ambient
Load:	500 lb

Test Method:

Perform a visual inspection of the test item and photograph the test setup. Perform the test by stacking 500 lb on the test item. Upon completion of the testing, perform a visual inspection. Document all results.


Test Results:

All testing was performed according to the Requirements and Test Methods stated above. Upon completion of the test a visual inspection was performed and pictures were taken. No visible evidence of damage was observed.

Tested By *[Signature]* 3-30-07
 Engineer *Wichu Test 3/30/07*




Photograph 7
Load Test Setup



Photograph 8
Load Test



Photograph 9
Load Post Test



*Photograph 10
Load Post Test*



Photograph 11
Load Post Test

TEST TITLE: Load Test

CUSTOMER: Pelican Products, Inc. Job No.: T54402 Date: 03/09/2007

Specimen: Case Technician: C. Natzic

Part No.: See Recv. Insp. Serial No.: See Recv. Insp. Engineer: M. Bovard ~~mlb~~ 3/30/07

EQUIPMENT	MANUFACTURER	MODEL #	RANGE	WYLE #	CALIBRATION		ACCY.
					LAST	DUE	
Scale	Certified Scale	TR-1-NK	1000 lbs.	W13126	05/08/2006	05/08/2007	.2 lbs.

Where applicable, the listed test equipment has been calibrated using standards which are traceable to the National Institute of Science & Technology. Certificates and reports of all calibrations are retained in the Wyle Laboratories QA files and are available for inspection upon request. *Equipment identified as System Calibration are verified prior to use.